



# 12V-100AH

## -Medium-size Battery

- High performance, completely maintenance-free, low self-discharge
- 100% precise quality testing, stable quality and high reliable performance
- Unique grid alloy formula and updated manufacturing technique
- Floating & standby use: up to 8 years
- Cycle use 1: Up to 260 cycles at 100% DOD
- Cycle use 2: Up to 500 cycles at 50% DOD

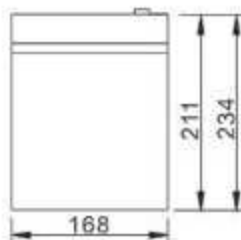
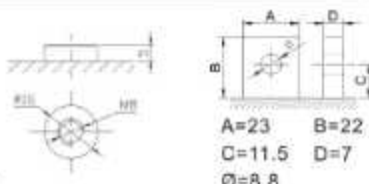


### Application:

- Telecommunications
- Alarm and security system
- Uninterruptable Power Supply (UPS)
- Communication power supply
- Electric Power System (EPS)
- DC power supply
- Emergency backup power supply
- Auto control system

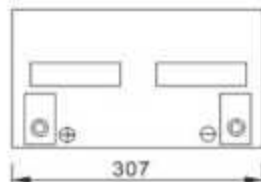
### Construction:

- Component ..... Raw material
- Sealant ..... Epoxy
- Positive ..... Lead dioxide
- Safety valve ..... Rubber
- Negative ..... Lead
- Terminal ..... Copper/Pb
- Container ..... ABS
- Separator ..... Fiber glass
- Cover ..... ABS
- Electrolyte ..... Sulfuric acid




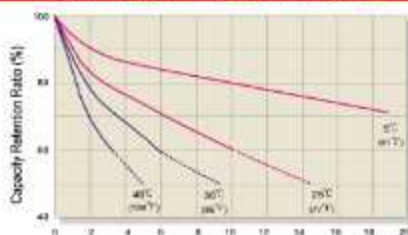


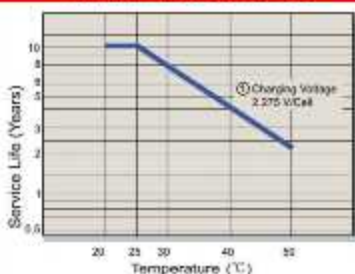

B4 Terminal

T10 Terminal



### Specification:

Battery Model	MM 100-12 12V100AH			
Designed Floating Life	Up to 10 Years			
Capacity (25°C)	20HR(5.0A, 10.5V)	10HR(9.30A, 10.5V)	5HR(16.0A, 10.5V)	1HR(56.0A, 10.5V)
	100.0AH	93.0AH	80.0AH	56.0AH
Dimensions	Length	Width	Height	Total Height
	330mm (12.99inch)	173mm (6.81inch)	215mm (8.46inch)	220mm (8.66inch)
Approx. Weight	28.60Kg (63.06 lbs)			
Internal Resistance	Full charged at 25°C: ≤6.5mΩ			
Self Discharge	2% of capacity declined per month at (25°C)			
Capacity Affected by Temp.(20HR)	40°C	25°C	0°C	-15°C
	102%	100%	85%	65%
Charge Voltage(25°C)	Cycle use		Float use	
	14.4-14.6V(-30mV/°C), max. Current:30A		13.6-13.8V (-20mV/°C)	

**Terminal Voltage (V) and Discharge Time**

**Capacity Retention Characteristic**

**Battery Voltage and Charge Time for Standby Use**

**Battery Voltage and Charge Time for Cycle Use**

**Tickle(or Float) Service Life**

**Cycle Service Life**

**Constant Current Discharge(CC,Unit:A) at 25°C (77°F)**

F.V/Time	5Min	10Min	15Min	30Min	1Hr	2Hr	3Hr	4Hr	5Hr	6Hr	10Hr	20Hr
1.85V/Cell	226.0	166.4	144.5	87.2	51.4	30.2	22.6	19.01	15.65	14.40	9.60	4.90
1.80V/Cell	234.6	172.8	150.0	90.5	53.5	31.5	23.5	19.80	16.30	15.00	10.00	5.00
1.75V/Cell	258.1	181.4	157.5	94.1	55.6	32.4	24.2	20.00	16.46	15.15	10.10	5.05
1.70V/Cell	288.6	190.1	165.0	98.6	56.7	33.1	24.7	20.20	16.63	15.30	10.20	5.10
1.67V/Cell	319.1	198.7	172.5	101.4	58.9	34.0	25.4	20.39	16.79	15.45	10.30	5.15

**Constant Power Discharge (CP,Unit:W) at 25°C (77°F)**

F.V/Time	5Min	10Min	15Min	30Min	1Hr	2Hr	3Hr	4Hr	5Hr	6Hr	10Hr	20Hr
1.85V/Cell	429.3	316.2	274.5	165.6	97.6	57.5	42.9	36.12	29.73	27.36	18.24	9.30
1.80V/Cell	445.7	328.3	285.0	172.0	101.7	59.9	44.7	37.62	30.97	28.50	19.00	9.50
1.75V/Cell	490.3	344.7	299.3	178.8	105.7	61.6	46.0	38.00	31.28	28.79	19.19	9.60
1.70V/Cell	548.3	361.2	313.5	187.4	107.7	62.8	46.9	38.37	31.59	29.07	19.38	9.69
1.67V/Cell	606.2	377.6	327.8	192.6	111.8	64.6	48.2	38.75	31.90	29.36	19.57	9.79